






MCB Domae 4.5 kA

Untuk pemakaian dengan arus hubung singkat ≤ 4.5 kA.

- Kapasitas pemutusan:
Standar SNI 04-6507.1-2002 (IEC 60898-1),
Icn = 4500 A (230 V - 1P, 400 V - 3P).
- Kurva C (magnetis trip antara 5 dan 10 In).



Jumlah Kutub	Pengenal (A)	Referensi	Harga (Rp)	SS
1 Kutub 	2	DOM12251SNI	42,000	1
	4	DOM12252SNI	42,000	1
	6	DOM11340SNI	38,000	1
	10	DOM11341SNI	38,000	1
	16	DOM11342SNI	38,000	1
	20	DOM11343SNI	38,000	1
	25	DOM11344SNI	43,000	1
	32	DOM11345SNI	44,500	1
	40	DOM11346SNI	51,000	1
	50	DOM11335SNI	117,000	1
	63	DOM11336SNI	117,000	1
	2 Kutub 	2	DOM11228SNI	122,500
4		DOM11229SNI	122,500	1
6		DOM11230SNI	108,000	1
10		DOM11231SNI	108,000	1
16		DOM11232SNI	108,000	1
20		DOM11233SNI	108,000	1
25		DOM11234SNI	125,000	1
32		DOM11235SNI	130,000	1
40		DOM11236SNI	149,500	1
50		DOM11237SNI	244,000	1
63		DOM11238SNI	244,000	1
3 Kutub 		6	DOM11347SNI	183,000
	10	DOM11348SNI	183,000	1
	16	DOM11349SNI	183,000	1
	20	DOM11350SNI	183,000	1
	25	DOM11351SNI	193,500	1
	32	DOM11352SNI	212,500	1
	40	DOM11353SNI	218,500	1
	50	DOM11337SNI	416,000	1
	63	DOM11338SNI	416,000	1